

Programme Components

- 1: Teacher's Manual
- 2: Children's Book
- 3: CD
- 4: Poster Set
- 5: Online Resources

1: TEACHER'S MANUAL


Each theme begins with an opening page that lists which parts of the *Catholic Preschool and Primary Religious Education Curriculum for Ireland (2015)* are covered in this theme. Where relevant, reference is also made to the *Core Syllabus for Religious Education for schools in Northern Ireland (2007)*.



The next page provides an introduction to the theme and a short reflection for the teacher.



Ideas are then given for what items you might like to put in your classroom prayer space to link in with this theme, including a poster from the poster set. These ideas are by no means comprehensive, so feel free to add other items to your classroom prayer space. We want the prayer space to be a living and interactive part of your classroom, so encourage the children to engage with it as much as possible.



It is suggested that you use the following colours as a base for your prayer space, according to the times of the liturgical year:

- Purple – Advent
- White – Christmas Season
- Green – Ordinary Time
- Purple – Lent
- Red – Triduum (Holy Thursday, Good Friday, Easter Saturday)
- White – Easter Season
- Blue – May


Four 'Teacher Notes' are also included on this page:

- **Faith Words:** religious vocabulary that may be new to the children
- **Learning through Play:** an idea for structured or free play that you can use in the classroom
- **Inter-Religious Link:** an informational piece for you, the teacher. This may be most relevant if you have a child/children from a different religious tradition or life stance in your class
- **Differentiation:** an idea for how you can extend the material given in this theme either for children with Special Educational Needs (SEN) or for children who are gifted and talented.



Each theme contains a number of lessons. It is intended that each lesson takes one week (two and a half hours). The page introducing each lesson gives you:

- Some background information about the lesson that may be useful to you before you begin to teach it
- Two sets of objectives: Learning Objectives and Faith Formation Goals. The learning objectives detail what the children should be able to do during and at the end of the week's work. The faith formation goals are longer-term goals that have to do with the children's developing relationship with God and with one another. They are generally not assessable, certainly over a short period of time.
- A list of things that 'You Will Need' during the week
- An 'At A Glance' overview of the three sections of the lesson: Let's Look, Let's Learn and Let's Live.



During the **Let's Look** section of each lesson, we invite the children to attend to and explore some experience in their own lives. This part of the lesson should take about **thirty minutes**. It will always include a prayer that can be repeated each day throughout the week. It is also assumed that prayer is part of the life of the classroom in a Catholic school, so children will be praying classroom prayers (e.g. *Morning Prayer* and *Night Prayer* each day).



In the **Let's Live** section, we invite the children to respond to what they have heard. This part of the lesson should take about **thirty minutes**.



For more information on the 'Let's Look', 'Let's Learn', 'Let's Live' pedagogy, see p. 10.

The **Let's Learn** section is the longest part of each lesson. Here, we present some of the Christian story, linking in once again with the children's own experience. It should generally take about **ninety minutes**, preferably spread over a number of days. The only exception to this is if a lesson is the last lesson in a theme. In this case, the 'Let's Learn' material is shortened to about sixty minutes work. This will leave thirty minutes for the end of theme prayer service.

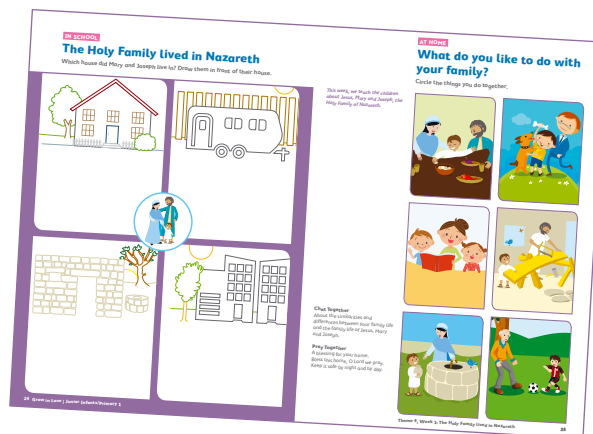


Each theme finishes with a **prayer service**. Each prayer service is designed to take up one class period. If possible, have the children sit around or close to the prayer space for the prayer service. If this is not possible, have the children turn their chairs towards the prayer space. The classroom candle is lit during each prayer service but may also be lit for other class prayers. From time to time, you may like to invite parents and families to attend these prayer services. To facilitate this, you could hold them just before the end of the school day when many parents/families are already there to collect their child/children.



2: CHILDREN'S BOOK

There are two pages to accompany each week's lesson in the *Grow in Love* Children's Book for Junior Infants/P1 and Senior Infants/P2. One of these pages should be completed by the children in school and the other should be completed by the children with their families at home. We believe strongly that if we want families to be involved in their children's religious education, we have to give them concrete opportunities to engage in something together. By sending home a piece of work, a prayer and a topic to chat about each week, we are communicating to parents and families that their role in their child's religious education is vital from the very first day that their child starts in a Catholic school. Their involvement is not and should not be confined to times of sacramental preparation.



3: CD

There is a music CD in the teacher's kit and this is referred to throughout the programme. Tracks are also available to download from iTunes. Sheet music is given for each song at the end of each theme.



4: POSTER SET

The *Grow in Love* poster set is designed to be displayed in your classroom prayer space as an on-going reminder of the theme that the children are learning about.



5: ONLINE RESOURCES

Five icons are used throughout the teacher manual to guide you towards additional resources that are available online.



ONLINE

1. **Story Illustrations** – Illustrations are provided for every story in the *Grow in Love* series.



ONLINE

2. **Videos** – A selection of video clips are also available online. In addition, every Bible story in the Junior and Senior Infant programmes is animated.

While both of these resources provide important visual stimuli for children, from time to time it is valuable to tell the children a story from the programme without any visual stimuli, and to let them picture the scene for themselves.



ONLINE

3. **Slideshows** – Photos or illustrations are provided for you to chat about with the children.



ONLINE

4. **Interactive Resources** – An interactive activity is provided for each theme.



ONLINE

5. **Discussion Illustrations** – Illustrations are offered for you to use as a visual stimulus when chatting with the children.

Other resources available online include:

- Weblinks to additional resources
- Ebook version of Children's Book
- Interactive prayer space
- Professional development for teachers
- A 'Shared Resources' section, where teachers can share their own teaching and learning resources.

Go to www.growinlove.ie
for all online resources